



PRODUCT AND PRICING CATALOG EFFECTIVE APRIL 30, 2018

14026 N STEMMONS FREEWAY, SUITE 100
PHONE 972-241-3580
www.skegdepot.com

FARMERS BRANCH, TEXAS 75234
FAX 972-241-0360
sales@skegdepot.com

We cast our Skegs and Cavitation Plates in OUR FOUNDRY with ALMAG 535 Aluminum
Manufactured to TRULY MATCH the ORIGINAL SIZE and SHAPE
They are SANDED to a SMOOTH FINISH ready to prime and paint
Ours are the STRONGEST and most LABOR and TIME SAVING
replacement Skegs and Cavitation Plates available.

Our Cavitation Plates come with the cavity needed to fit the lower unit trim tab/anode.

We have Skegs for:
CHRYSLER FORCE
EVINRUDE/JOHNSON
HONDA
FORCE LATE MODEL
MERCURY/MARINER
MERCUISER
OMC
SUZUKI
YAMAHA

We have Cavitation Plates for:
EVINRUDE/JOHNSON LEFT & RIGHT
MERCUISER ALPHA LEFT & RIGHT
MERCUISER BRAVO I LEFT & RIGHT
MERCUISER BRAVO III LEFT & RIGHT
MERCUISER LARGE LEFT ONLY
MERCUISER PRE-ALPHA LEFT AND RIGHT
YAMAHA LEFT & RIGHT

You may order by FAX; EMAIL; OR PHONE

Pricing is by volume





each part carries a specific price for the total number of skegs and/or cavitation plates ordered

1 to 3 - 4 to 15 - and greater than 15




We accept

VISA - MASTERCARD - DISCOVER






ENGINE/ MODEL APPLICATION	APPLICATION NOTES	PART NUMBER	DIMENSION W" X H" WEIGHT LBS	ORDER QTY (TOTAL ORDER)	PRICE EACH ON TOTAL QTY	PICTURE
BRP PRODUCTS						
EVINRUDE/JOHNSON						
10 TO 15 HP	10 - 15 HP	SE---10-15	5.25 X 5.875 0.3	1-3 4-15 > 15	\$30.00 \$25.00 \$22.00	 SE---10-15
25 TO 35 HP	LATER MODELS	SE---25-35	6 X 3.5 0.7	1-3 4-15 > 15	\$30.00 \$25.00 \$22.00	 SE---25-35
40 TO 60 HP	40 HP THRU 1996 60 HP 1985 & LATER	SE---40-60	7.625 X 4.125 0.7	1-3 4-15 > 15	\$30.00 \$25.00 \$22.00	 SE---40-60
60 TO 70 HP	70 HP THRU 1996 60 HP 1986 & LATER	SE---60-70	8.625 X 4.25 0.6	1-3 4-15 > 15	\$30.00 \$25.00 \$22.00	 SE---60-70



ENGINE/ MODEL APPLICATION	APPLICATION NOTES	PART NUMBER	DIMENSION W" X H" WEIGHT LBS	ORDER QTY (TOTAL ORDER)	PRICE EACH ON TOTAL QTY	PICTURE
EVINRUDE/JOHNSON CONTINUED						
75 TO 115 HP	ALL CURRENT S-TYPE MODELS 1999 & LATER WITH 60° ENGINE INCLUDING E-TEC	SE---115V4-V6	9.75 X 5.5 0.8	1-3 4-15 > 15	\$30.00 \$25.00 \$22.00	 SE---115V4-V6
V4	V4 O/B 1999 AND EARLIER	SEO--V4	10 X 5.5 0.9	1-3 4-15 > 15	\$30.00 \$25.00 \$22.00	 SEO--V4
V4 75 TO 135 HP	O/B MODEL V4 2000 & LATER DOES NOT INCLUDE H.O. VERSIONS THICKER THAN SEO---V4	SE---V4-00L	X 1	1-3 4-15 > 15	\$30.00 \$25.00 \$22.00	IMAGE COMING SOON
V6	V6 1984 & EARLIER MODEL O/B	SEO--V6	10.25 X 5.25 1.2	1-3 4-15 > 15	\$30.00 \$25.00 \$22.00	 SEO--V6







ENGINE/ MODEL APPLICATION	APPLICATION NOTES	PART NUMBER	DIMENSION W" X H" WEIGHT LBS	ORDER QTY (TOTAL ORDER)	PRICE EACH ON TOTAL QTY	PICTURE
EVINRUDE/JOHNSON CONTINUED						
V6	V6 1985 & LATER MODEL O/B	SEO--V6-V8C	10.25 X 5 1.1	1-3 4-15 > 15	\$30.00 \$25.00 \$22.00	 SEO--V6-V8C
75 TO 300 HP	ALL MAGNUM AND FPX/FCX MODELS 75 TO 225 HP 2002 THRU 2008 ALSO FITS 2008 TO 2011 300 HP AND 2012 225 TO 250 HP	SE---150225M	11.75 X 5 1.5	1-3 4-15 > 15	\$47.00 \$42.00 \$39.00	 SE---150225M
200 TO 225 HP	200-250 HP E-TEC	SEO---ET2V6L	10.25 X 5.5 1.3	1-3 4-15 > 15	\$40.00 \$34.00 \$31.00	 SEO--ET2V6L




14026 N STEMMONS FRWY #100, FARMERS BRANCH, TX 75234
 972-241-3580 FAX 972-241-0360 SALES@SKEGDEPOT.COM



**SKEG DEPOT CATALOG
 REPLACEMENT SKEGS
 AND CAVITATION PLATES
 PRICING EFFECTIVE APRIL 30, 2018**

ENGINE/ MODEL APPLICATION	APPLICATION NOTES	PART NUMBER	DIMENSION W" X H" WEIGHT LBS	ORDER QTY (TOTAL ORDER)	PRICE EACH ON TOTAL QTY	PICTURE
OMC						
V4	4 CYL COBRA LATER MODELS	SEO--V4	10 X 5.5 0.9	1-3 4-15 > 15	\$30.00 \$25.00 \$22.00	 SEO--V4
V6	EARLY MOD V6 S/D	SEO--V6	10.25 X 5.25 1.2	1-3 4-15 > 15	\$30.00 \$25.00 \$22.00	 SEO--V6
V6 LIGHTNING	OMC V6 LIGHTNING STERN DRIVE	SEO---ET2V6L	10.25 X 5.5 1.3	1-3 4-15 > 15	\$40.00 \$34.00 \$31.00	 SEO--ET2V6L
V8	COBRA V6/V8	SEO--V6-V8C	10.25 X 5 1.1	1-3 4-15 > 15	\$30.00 \$25.00 \$22.00	 SEO--V6-V8C





ENGINE/ MODEL APPLICATION	APPLICATION NOTES	PART NUMBER	DIMENSION W" X H" WEIGHT LBS	ORDER QTY (TOTAL ORDER)	PRICE EACH ON TOTAL QTY	PICTURE
OMC CONTINUED						
V8 KING COBRA	1990 & 1991 MODELS	SO---V8K-91E	12.25 X 5.375 1.6	1-3 4-15 > 15	\$40.00 \$34.00 \$31.00	 SO---V8K-91E
V8 KING COBRA	1992 & LATER MODELS	SO---V8K-92L	12.5 X 5.125 1.5	1-3 4-15 > 15	\$40.00 \$34.00 \$31.00	 SO---V8K-92L
SX COBRA	LARGE COBRA STERN DRIVE	SOV--SX	11.875 X 5.25 1.4	1-3 4-15 > 15	\$40.00 \$34.00 \$31.00	 SOV--SX

14026 N STEMMONS FRWY #100, FARMERS BRANCH, TX 75234
 972-241-3580 FAX 972-241-0360 SALES@SKEGDEPOT.COM






SKEG DEPOT CATALOG
 REPLACEMENT SKEGS
 AND CAVITATION PLATES
 PRICING EFFECTIVE APRIL 30, 2018

ENGINE/ MODEL APPLICATION	APPLICATION NOTES	PART NUMBER	DIMENSION W" X H" WEIGHT LBS	ORDER QTY (TOTAL ORDER)	PRICE EACH ON TOTAL QTY	PICTURE
BRP/OMC EVINRUDE/JOHNSON CAVITATION PLATES						
V6 LEFT	V6 OUTBOARDS	CE---V6-L-85L	.9 lbs	1-3 4-15 > 15	\$30.00 \$25.00 \$22.00	 CE---V6-L-85L
V6 RIGHT	V6 OUTBOARDS	CE---V6-R-85L	.9 lbs	1-3 4-15 > 15	\$30.00 \$25.00 \$22.00	 CE---V6-R-85L

14026 N STEMMONS FRWY #100, FARMERS BRANCH, TX 75234
 972-241-3580 FAX 972-241-0360 SALES@SKEGDEPOT.COM






**SKEG DEPOT CATALOG
 REPLACEMENT SKEGS
 AND CAVITATION PLATES
 PRICING EFFECTIVE APRIL 30, 2018**

ENGINE/ MODEL APPLICATION	APPLICATION NOTES	PART NUMBER	DIMENSION W" X H" WEIGHT LBS	ORDER QTY (TOTAL ORDER)	PRICE EACH ON TOTAL QTY	PICTURE
HONDA						
25 HP		SMHS-18-25-E	5.875 X 3.75 0.4	1-3 4-15 > 15	\$30.00 \$25.00 \$22.00	 SMHS-18-25-E
40 TO 60 HP		SH---45-50	7.375 X 4.25 0.7	1-3 4-15 > 15	\$30.00 \$25.00 \$22.00	 SH---45-50
60 TO 130 HP	INCLUDES 60 HP POWER THRUST MODELS	SH--75-130	8.5 X 5.125 1	1-3 4-15 > 15	\$30.00 \$25.00 \$22.00	 SH--75-130




14026 N STEMMONS FRWY #100, FARMERS BRANCH, TX 75234
 972-241-3580 FAX 972-241-0360 SALES@SKEGDEPOT.COM



**SKEG DEPOT CATALOG
 REPLACEMENT SKEGS
 AND CAVITATION PLATES
 PRICING EFFECTIVE APRIL 30, 2018**

ENGINE/ MODEL APPLICATION	APPLICATION NOTES	PART NUMBER	DIMENSION W" X H" WEIGHT LBS	ORDER QTY (TOTAL ORDER)	PRICE EACH ON TOTAL QTY	PICTURE
MERCURY AND RELATED PRODUCTS						
MERCURY/MARINER						
8 TO 15 HP	1986 & LATER 8 HP, 9.9 HP, 1989 15 HP	SM---8--15-86L	4.25 X 3.25 0.4	1-3 4-15 > 15	\$30.00 \$25.00 \$22.00	 SM---8--15-86L
18 TO 25 HP	EARLIER MODELS	SMHS-18-25-E	5.875 X 3.75 0.4	1-3 4-15 > 15	\$30.00 \$25.00 \$22.00	 SMHS-18-25-E
18 TO 25 HP	LATER MODELS	SM---18-25-L	5.75 X 3.5 0.5	1-3 4-15 > 15	\$30.00 \$25.00 \$22.00	 SM---18-25-L





ENGINE/ MODEL APPLICATION	APPLICATION NOTES	PART NUMBER	DIMENSION W" X H" WEIGHT LBS	ORDER QTY (TOTAL ORDER)	PRICE EACH ON TOTAL QTY	PICTURE
MERCURY/MARINER CONTINUED						
40 TO 70 HP	ALSO OLDER MODEL E/J	SM---40-70	8.5 X 4.75 0.7	1-3 4-15 > 15	\$30.00 \$25.00 \$22.00	 SM---40-70
40 TO 60 HP	1991 & LATER INCLUDES NEWER 4-STROKE EFI UNITS AND 40 HP CARBURETED UNITS	SMF--50-70	7 X 3.875 0.6	1-3 4-15 > 15	\$30.00 \$25.00 \$22.00	 SMF--50-70
40 TO 150 HP	1987 & LATER 3 & 4 CYLINDER WITH SMALL BULLET ON BOTTOM INCLUDES NEWER FOURSTROKE EFI AND OPTIMAX 1.5L DFI UNITS ALSO FITS 40 TO 60 HP BIGFOOT UNITS	SMF--70-90-87L	9.25 X 5.625 0.9	1-3 4-15 > 15	\$30.00 \$25.00 \$22.00	 SMF--70-90-87L



14026 N STEMMONS FRWY #100, FARMERS BRANCH, TX 75234
 972-241-3580 FAX 972-241-0360 SALES@SKEGDEPOT.COM





**SKEG DEPOT CATALOG
 REPLACEMENT SKEGS
 AND CAVITATION PLATES
 PRICING EFFECTIVE APRIL 30, 2018**

ENGINE/ MODEL APPLICATION	APPLICATION NOTES	PART NUMBER	DIMENSION W" X H" WEIGHT LBS	ORDER QTY (TOTAL ORDER)	PRICE EACH ON TOTAL QTY	PICTURE
MERCURY/MARINER CONTINUED						
70 TO 125 HP	70-90 HP 3 CYL 100-125 HP 4 CYL THICKER TOP THAN SMF--70-90-87L	SM--70-125	8 X 6.125 1.2	1-3 4-15 > 15	\$30.00 \$25.00 \$22.00	 SM--70-125
80 TO 175 HP	SOME HIGHER HP ENGINES 1984 & LATER V6 INCLUDES 150 TO 175 PRO XS DFI UNITS THINNER THAN SM---150250	SM---80-140	9 X 6.125 0.8	1-3 4-15 > 15	\$30.00 \$25.00 \$22.00	 SM---80-140





ENGINE/ MODEL APPLICATION	APPLICATION NOTES	PART NUMBER	DIMENSION W" X H" WEIGHT LBS	ORDER QTY (TOTAL ORDER)	PRICE EACH ON TOTAL QTY	PICTURE
MERCURY/MARINER CONTINUED						
150 HP & UP	1983 & EARLIER MODELS ALSO 200 HP EFI AND 150 HP XR6 1999 & LATER THICKER THAN SM---80-140	SM---150250	9 X 6.125 1	1-3 4-15 > 15	\$30.00 \$25.00 \$22.00	 SM---150250
150 TO 250 HP ALL 3.0L ENGINES	1996 & LATER 225 HP NITRO SERIES WITHOUT TORQUE TAB FITS NEWER 150 HP EFI 4-STROKE AND 200 TO 250 HP OPTIMAX PRO XS DFI ALSO TORQUE AND FLEET MASTER GEARCASES THINNER THAN SM- --225300	SM---225	8.875 X 5.875 1.1	1-3 4-15 > 15	\$30.00 \$25.00 \$22.00	 SM---225



ENGINE/ MODEL APPLICATION	APPLICATION NOTES	PART NUMBER	DIMENSION W" X H" WEIGHT LBS	ORDER QTY (TOTAL ORDER)	PRICE EACH ON TOTAL QTY	PICTURE
MERCURY/MARINER CONTINUED						
200 TO 250 HP OPTIMAX PRO XB/XS CAST WITH TORQUE TAB	PRO XB/XS LIMITED ED '96 & LATER INCLUDES NEWER 225 AND 250 HP TORQUE MASTER LOWER UNITS	SM---250PXB	8.75 X 5.875 1.2	1-3 4-15 > 15	\$30.00 \$25.00 \$22.00	 <p>SM---250PXB</p>
250 TO 350 HP 2.4 LITER TO 2.6 LITER	ALL CRESCENT LEADING EDGE- MERCURY RACING GEAR CASE ALSO FITS SPORT MASTER LOWER UNITS	SM---24-25	10.125 X 7 1.8	1-3 4-15 > 15	\$47.00 \$42.00 \$39.00	 <p>SM---24-25</p>






ENGINE/ MODEL APPLICATION	APPLICATION NOTES	PART NUMBER	DIMENSION W" X H" WEIGHT LBS	ORDER QTY (TOTAL ORDER)	PRICE EACH ON TOTAL QTY	PICTURE
MERCURY/MARINER CONTINUED						
150 TO 300 HP	STARTING IN EARLY 1990'S INCLUDES ALL VERADO 4 & 6 CYLINDERS ALSO FITS 250 AND 300 HP VERADO PRO 4- STROKES THICKER THAN SM---225	SM---225300	9 X 5.875 1.2	1-3 4-15 > 15	\$40.00 \$34.00 \$31.00	 SM---225300
70 HP	1992 & LATER - USES 50 - 60 HP MERC GEAR CASE	SMF--50-70	7 X 3.875 0.6	1-3 4-15 > 15	\$30.00 \$25.00 \$22.00	 SMF--50-70





14026 N STEMMONS FRWY #100, FARMERS BRANCH, TX 75234
 972-241-3580 FAX 972-241-0360 SALES@SKEGDEPOT.COM







**SKEG DEPOT CATALOG
 REPLACEMENT SKEGS
 AND CAVITATION PLATES
 PRICING EFFECTIVE APRIL 30, 2018**

ENGINE/ MODEL APPLICATION	APPLICATION NOTES	PART NUMBER	DIMENSION W" X H" WEIGHT LBS	ORDER QTY (TOTAL ORDER)	PRICE EACH ON TOTAL QTY	PICTURE
MERCURY FORCE						
85 TO 125 HP	EARLIER MODELS	SF---85-125-E	9 X 5 0.8	1-3 4-15 > 15	\$30.00 \$25.00 \$22.00	 SF---85-125-E
90 HP	USES 70 - 90 HP MERC GEAR CASE	SMF--70-90-87L	9.25 X 5.625 0.9	1-3 4-15 > 15	\$30.00 \$25.00 \$22.00	 SMF--70-90-87L
85 TO 150 HP	1989 & LATER MODELS	SF---85-15089L	7.375 X 5 0.6	1-3 4-15 > 15	\$30.00 \$25.00 \$22.00	 SF---85-150-89L



ENGINE/ MODEL APPLICATION	APPLICATION NOTES	PART NUMBER	DIMENSION W" X H" WEIGHT LBS	ORDER QTY (TOTAL ORDER)	PRICE EACH ON TOTAL QTY	PICTURE
MERCUISER						
120 TO 160 HP		SMR--120160	9 X 5 0.8	1-3 4-15 > 15	\$30.00 \$25.00 \$22.00	 SMR--120-160
ALPHA 1 GEN 1	1983 TO 1990	SMR--A1-88-90	9.5 X 5.5 0.8	1-3 4-15 > 15	\$30.00 \$25.00 \$22.00	 SMR--A1-88-90
ALPHA 1 GEN 2	1991 THRU 1999 1/16" THINNER THAN SMR--A1-00L	SMR--A1-91-99	9.5 X 5.25 0.8	1-3 4-15 > 15	\$30.00 \$25.00 \$22.00	 SMR--A1-91-99
ALPHA 1 GEN 2	2000 & LATER 1/16" THICKER THAN SMR--A1-91-99	SMR--A1-00L	9.5 X 5.25 0.9	1-3 4-15 > 15	\$30.00 \$25.00 \$22.00	 SMR--A1-00L





ENGINE/ MODEL APPLICATION	APPLICATION NOTES	PART NUMBER	DIMENSION W" X H" WEIGHT LBS	ORDER QTY (TOTAL ORDER)	PRICE EACH ON TOTAL QTY	PICTURE
MERCUISER CONTINUED						
TR & TRS DRIVES		SMR--TRS	13 X 6 1.1	1-3 4-15 > 15	\$47.00 \$42.00 \$39.00	 SMR--TRS
BRAVO I	1988 & 1989	SMR--B1-88-89	11.25 X 5.5 1.8	1-3 4-15 > 15	\$47.00 \$42.00 \$39.00	 SMR--B1-88-89
BRAVO I & BRAVO III DRIVES INCLUDES X/XR DRIVES	1990 & LATER BRAVO I DRIVES AND BRAVO III COUNTER ROTATING PROP UP TO 600 HP	SMR--B1-B3-90L	13 X 6 1.7	1-3 4-15 > 15	\$47.00 \$42.00 \$39.00	 SMR--B1-B3-90L
BRAVO II & BRAVO II X DRIVES	UP TO 450 HP	SMR--B2	13 X 7 1.9	1-3 4-15 > 15	\$47.00 \$42.00 \$39.00	 SMR--B2

14026 N STEMMONS FRWY #100, FARMERS BRANCH, TX 75234
 972-241-3580 FAX 972-241-0360 SALES@SKEGDEPOT.COM



SKEG DEPOT CATALOG
 REPLACEMENT SKEGS
 AND CAVITATION PLATES
 PRICING EFFECTIVE APRIL 30, 2018

ENGINE/ MODEL APPLICATION	APPLICATION NOTES	PART NUMBER	DIMENSION W" X H" WEIGHT LBS	ORDER QTY (TOTAL ORDER)	PRICE EACH ON TOTAL QTY	PICTURE
MERCURY, MARINER, MERCUISER CAVITATION PLATES						
ALPHA 1 & 150 HP & UP LEFT SIDE	LATER MODELS	CMMR-A1-L SEE ALPHA 1 TABLE	.7 lbs	1-2 4-15 >15	\$30.00 \$25.00 \$22.00	 CMMR-A1-L A-H
ALPHA 1 & 150 HP & UP RIGHT SIDE	LATER MODELS	CMMR-A1-R SEE ALPHA 1 TABLE	.7 lbs	1-2 4-15 >15	\$30.00 \$25.00 \$22.00	 CMMR-A1-R A-H






ENGINE/ MODEL APPLICATION	APPLICATION NOTES	PART NUMBER	DIMENSION W" X H" WEIGHT LBS	ORDER QTY (TOTAL ORDER)	PRICE EACH ON TOTAL QTY	PICTURE
MERCURY, MARINER, MERCUISER CAVITATION PLATES						

**ALPHA 1 TABLE
 CAVITATION PLATES WITH ANODE/TRIM TAB HOLE PLACEMENT**

DISTANCE	PART NUMBER
1 / 2 "	CMMR-A1-LA
1 1 / 2"	CMMR-A1-LB
1 3 / 4"	CMMR-A1-LC
2"	CMMR-A1-LD
2 3 / 4"	CMMR-A1-LE
3"	CMMR-A1-LF
3 1 / 4"	CMMR-A1-LG
3 1 / 2"	CMMR-A1-LH
1 / 2 "	CMMR-A1-RA
1 1 / 2"	CMMR-A1-RB
1 3 / 4"	CMMR-A1-RC
2"	CMMR-A1-RD
2 3 / 4"	CMMR-A1-RE
3"	CMMR-A1-RF
3 1 / 4"	CMMR-A1-RG
3 1 / 2"	CMMR-A1-RH







ENGINE/ MODEL APPLICATION	APPLICATION NOTES	PART NUMBER	DIMENSION W" X H" WEIGHT LBS	ORDER QTY (TOTAL ORDER)	PRICE EACH ON TOTAL QTY	PICTURE
MERCURY, MARINER, MERCUISER CAVITATION PLATES CONTINUED						
150 HP & UP	EARLIER LARGER MODS	CM---LARGE-L	.8 lbs	1-3 4-15 >15	\$30.00 \$25.00 \$22.00	 CM---LARGE-L
150 HP & UP	EARLIER LARGER MODS	CM---LARGE-R	.8 lbs	1-3 4-15 >15	\$30.00 \$25.00 \$22.00	IMAGE COMING SOON
PRE- ALPHA 1 LEFT	OLDER MERCUISER MODELS	CMR--PA-L	.8 lbs	1-3 4-15 >15	\$40.00 \$34.00 \$31.00	 CMR--PA-L
PRE- ALPHA 1 RIGHT	OLDER MERCUISER MODELS	CMR--PA-R	.8 lbs	1-3 4-15 >15	\$40.00 \$34.00 \$31.00	 CMR--PA-R

14026 N STEMMONS FRWY #100, FARMERS BRANCH, TX 75234
 972-241-3580 FAX 972-241-0360 SALES@SKEGDEPOT.COM





SKEG DEPOT CATALOG
 REPLACEMENT SKEGS
 AND CAVITATION PLATES
 PRICING EFFECTIVE APRIL 30, 2018

ENGINE/ MODEL APPLICATION	APPLICATION NOTES	PART NUMBER	DIMENSION W" X H" WEIGHT LBS	ORDER QTY (TOTAL ORDER)	PRICE EACH ON TOTAL QTY	PICTURE
MERCURY, MARINER, MERCUISER CAVITATION PLATES CONTINUED						
BRAVO I LEFT		CMR--B1-L	.8 lbs	1-3 4-15 > 15	\$30.00 \$25.00 \$22.00	 CMR--B1-L
BRAVO I RIGHT		CMR--B1-R	.8 lbs	1-3 4-15 > 15	\$30.00 \$25.00 \$22.00	 CMR--B1-R

14026 N STEMMONS FRWY #100, FARMERS BRANCH, TX 75234
 972-241-3580 FAX 972-241-0360 SALES@SKEGDEPOT.COM






SKEG DEPOT CATALOG
 REPLACEMENT SKEGS
 AND CAVITATION PLATES
 PRICING EFFECTIVE APRIL 30, 2018

ENGINE/ MODEL APPLICATION	APPLICATION NOTES	PART NUMBER	DIMENSION W" X H" WEIGHT LBS	ORDER QTY (TOTAL ORDER)	PRICE EACH ON TOTAL QTY	PICTURE
MERCURY, MARINER, MERCUISER CAVITATION PLATES CONTINUED						
BRAVO III LEFT		CMR--B3-L	1.4 lbs	1-3 4-15 > 15	\$40.00 \$34.00 \$31.00	 CMR--B3-L
BRAVO III RIGHT		CMR--B3-R	1.4 lbs	1-3 4-15 > 15	\$40.00 \$34.00 \$31.00	 CMR--B3-R




14026 N STEMMONS FRWY #100, FARMERS BRANCH, TX 75234
 972-241-3580 FAX 972-241-0360 SALES@SKEGDEPOT.COM







SKEG DEPOT CATALOG
 REPLACEMENT SKEGS
 AND CAVITATION PLATES
 PRICING EFFECTIVE APRIL 30, 2018

ENGINE/ MODEL APPLICATION	APPLICATION NOTES	PART NUMBER	DIMENSION W" X H" WEIGHT LBS	ORDER QTY (TOTAL ORDER)	PRICE EACH ON TOTAL QTY	PICTURE
SUZUKI						
25 HP		SMHS-18-25-E	5.75 X 3.75 0.9	1-3 4-15 > 15	\$30.00 \$25.00 \$22.00	 SMHS-18-25-E
115 TO 140 HP	V4	SS---140	9.375 X 5 0.9	1-3 4-15 > 15	\$30.00 \$25.00 \$22.00	 SS---140
150 TO 250 HP DOES NOT INCLUDE DF250SS	V6	SS---V6	10.125 X 6 1.3	1-3 4-15 > 15	\$30.00 \$25.00 \$22.00	 SS---V6






ENGINE/ MODEL APPLICATION	APPLICATION NOTES	PART NUMBER	DIMENSION W" X H" WEIGHT LBS	ORDER QTY (TOTAL ORDER)	PRICE EACH ON TOTAL QTY	PICTURE
VOLVO						
AQ 290 DUOPROP	1997 & EARLIER	SV---290DP-97E	8 X 5.125 0.9	1-3 4-15 > 15	\$40.00 \$34.00 \$31.00	 SV---290DP-97E
DUO PROP DP-C THRU DP-D1 D4 AND D6 DIESELS INCLUDES ALL DPH DRIVES	1998 & LATER	SV---99D-98L	9 X 5.625 1.3	1-3 4-15 > 15	\$40.00 \$34.00 \$31.00	 SV---99D-98L
VOLVO PENTA SX	2011 AND EARLIER	SOV--SX	11.875 X 5.25 1.4	1-3 4-15 > 15	\$40.00 \$34.00 \$31.00	 SOV--SX



ENGINE/ MODEL APPLICATION	APPLICATION NOTES	PART NUMBER	DIMENSION W" X H" WEIGHT LBS	ORDER QTY (TOTAL ORDER)	PRICE EACH ON TOTAL QTY	PICTURE
YAMAHA						
40 TO 50 HP		SY---40-50	6.875 X 4.5 0.5	1-3 4-15 > 15	\$30.00 \$25.00 \$22.00	 SY---40-50
70 TO 90 HP	1988 & LATER	SY---70-90-88L	8.25 X 4.75 1	1-3 4-15 > 15	\$30.00 \$25.00 \$22.00	 SY---70-90-88L
115 TO 200 HP	INLINE 4 CYLINDER FOUR STROKES AND V6 MODELS ALSO FITS FITS OLDER MODEL VMAX UNITS	SYM--115220	10.25 X 6 1.4	1-3 4-15 > 15	\$30.00 \$25.00 \$22.00	 SYM--115220
200 TO 225 HP	VMAX SHO/HPDI 2.2, 2.6, AND 4.6 LITER MODELS WITH CONCAVE SKEG	SY---200225	9.75 X 5.5 1.4	1-3 4-15 > 15	\$47.00 \$42.00 \$39.00	 SY---200225



ENGINE/ MODEL APPLICATION	APPLICATION NOTES	PART NUMBER	DIMENSION W" X H" WEIGHT LBS	ORDER QTY (TOTAL ORDER)	PRICE EACH ON TOTAL QTY	PICTURE
YAMAHA CONTINUED						
TRP	COUNTER ROTATING PROPS	SY---VMXCRP	13.375 X 5.5 1.9	1-3 4-15 > 15	\$47.00 \$42.00 \$39.00	 SY---VMXCRP
YAMAHA CAVITATION PLATES						
V6 LEFT		CY---V6-L	.8 lbs	1-3 4-15 > 15	\$30.00 \$25.00 \$22.00	 CY---V6-L
V6 RIGHT		CY---V6-R	.8 lbs	1-3 4-15 > 15	\$30.00 \$25.00 \$22.00	 CY---V6-R